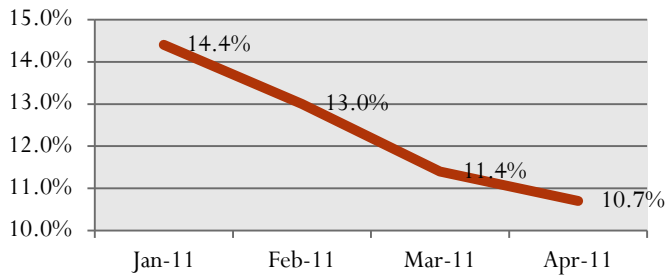


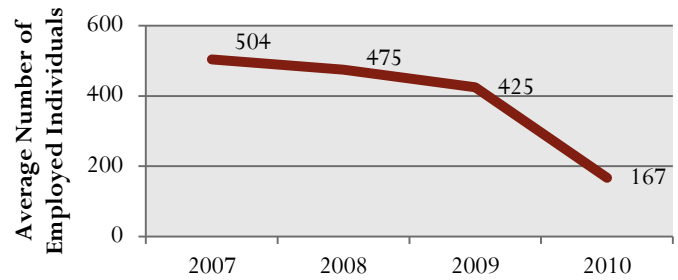
Yancey County

SNAPSHOT

Yancey County Unemployment Rates, January-April 2011



Average Employment in Yancey County Construction Sector

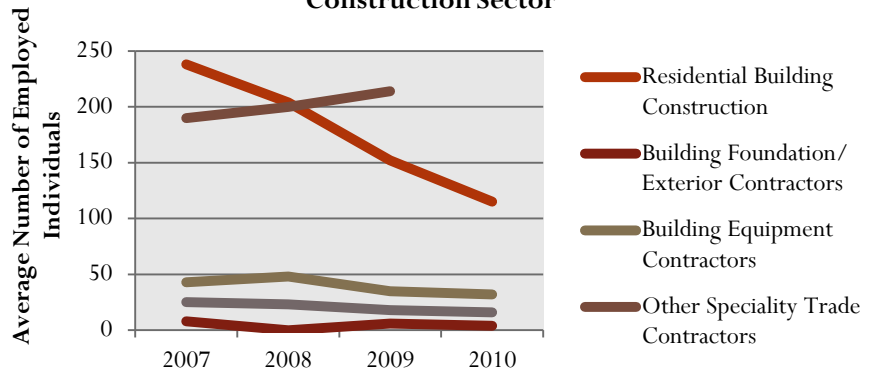


[SOURCE: ESC OF NC, LABOR MARKET INFORMATION DIVISION, QUARTERLY CENSUS OF EMPLOYMENT AND WAGE (QCEW), 2007-2010]

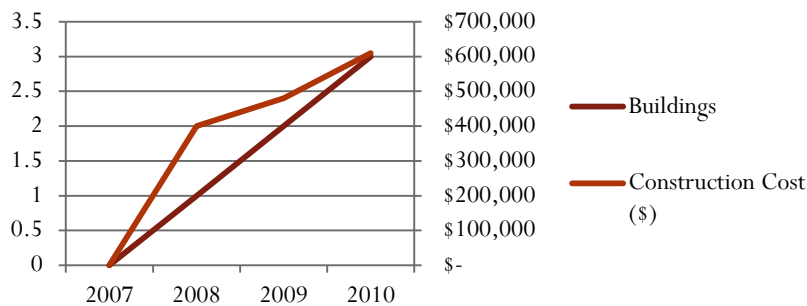
Quick Facts

- Yancey County covers 313 square Miles
- Population of 17,774 (2000 Census)

Average Employment by Industry, Yancey County Construction Sector



Reported Privately-Owned, Single Family, Residential Building Permits in Yancey County

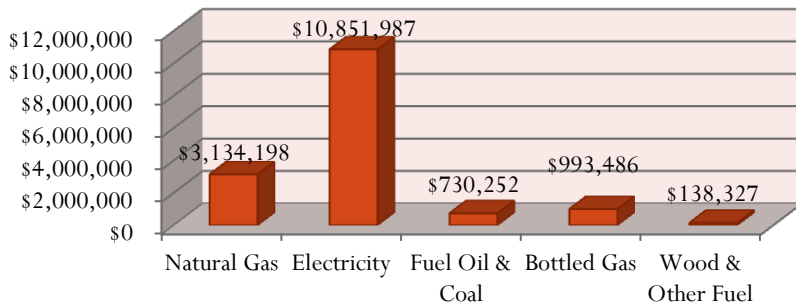


NOTE: DATA IS MISSING WHEN EITHER (A) 80% OF THE EMPLOYMENT AND/OR WAGES CAME FROM ONE EMPLOYER, (B) THERE WERE TWO OR FEW EMPLOYERS IN THAT INDUSTRY, OR (C) THERE WAS NO PRESENCE OF THAT INDUSTRY FOR THAT YEAR.

[SOURCE: ESC OF NC, LABOR MARKET INFORMATION DIVISION, QUARTERLY CENSUS OF EMPLOYMENT AND WAGE (QCEW), 2007-2010]

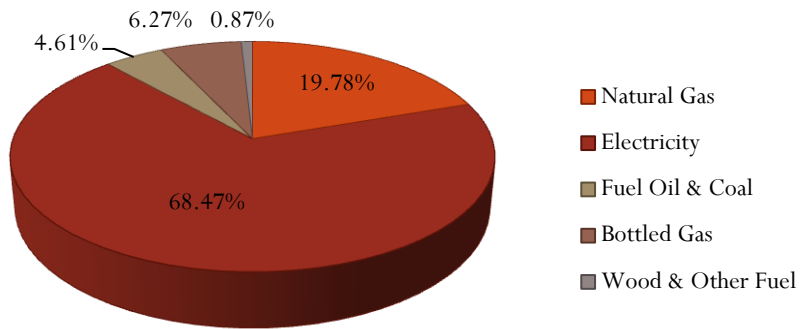
[SOURCE: U.S. CENSUS BUREAU]

2009 Total Energy Expenditures, Yancey County



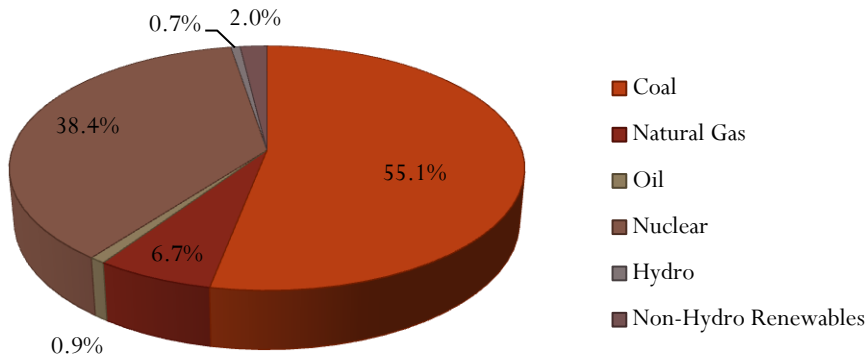
[SOURCE: ECONOMIC DEVELOPMENT INTELLIGENCE SYSTEM (EDIS), COMMUNITY DEMOGRAPHICS DATABASE, COUNTY REPORT]

Yancey County 2009 Energy Expenditures



[SOURCE: ECONOMIC DEVELOPMENT INTELLIGENCE SYSTEM (EDIS), COMMUNITY DEMOGRAPHICS DATABASE, COUNTY REPORT]

Sources of Yancey County's Electricity Use



[SOURCE: DUKE ENERGY; PROGRESS ENERGY; REPRESENTS NEARLY 100% OF WATAUGA COUNTY'S ELECTRICITY USAGE]

YANCEY COUNTY HOUSING
STOCK:

Pre-1970 Homes: 3,491 (35.88%)

Post-1970 Homes: 6,238 (64.12%)

Manufactured Homes: 2,157 (22.17%)

[Source: NCSEA 2011 Clean Energy Data Book]

YANCEY COUNTY
ELECTRICITY USAGE &
POTENTIAL SAVINGS:

Avg. Annual Residential Usage:
13,741 kWh/year

Avg. Residential Elec. Rate:
\$0.095415/kWh

1st Year Savings from Retrofitting All
Pre-1970 Homes to be 30% More
Energy Efficient: **\$1,373,112.43**

1st Year Savings from Retrofitting All
Manufactured Home to be 30% More
Energy Efficient: **\$848,411.20**

Note: Average NC electricity usage is based off of
EMC customer consumption; Energy savings
calculations are based off average NC electricity
consumption & average Yancey County electricity
rate.

[Sources: NCSEA 2011 Clean Energy Data Book;
local utilities excluding EnergyUnited EMC &
Rutherford EMC]

Energy Efficiency & Renewable
Energy Quick Facts:

Yancey County Has...

- 5 Existing Clean Energy Firms
- 4 Registered Solar Systems (thermal & electric)
- 1 Biomass Facility (EnergyXchange in Burnsville)
- 19.27-kW of installed solar capacity = 19,270 kWh annually

[Source: NCSEA 2011 NC Clean Energy Data Book]